



































Owl Pellet Bone Sorting Chart

Use this chart to identify the different types of bones that you discover in your owl pellets.

May be reproduced for classroom use only. Not reproducible for commercial purposes.

© 2005 Nature Watch
(800) 228-5816
www.nature-watch.com

	RODENT	MOLE	SHREW	BIRD
Skull				
Jaw				
Scapula				
Front Leg				
Pelvis				
Back Leg				
Rib				
Vertebrae				
Misc. Items	Caterpillar larvae & caterpillar cocoons 		Caterpillar droppings 	



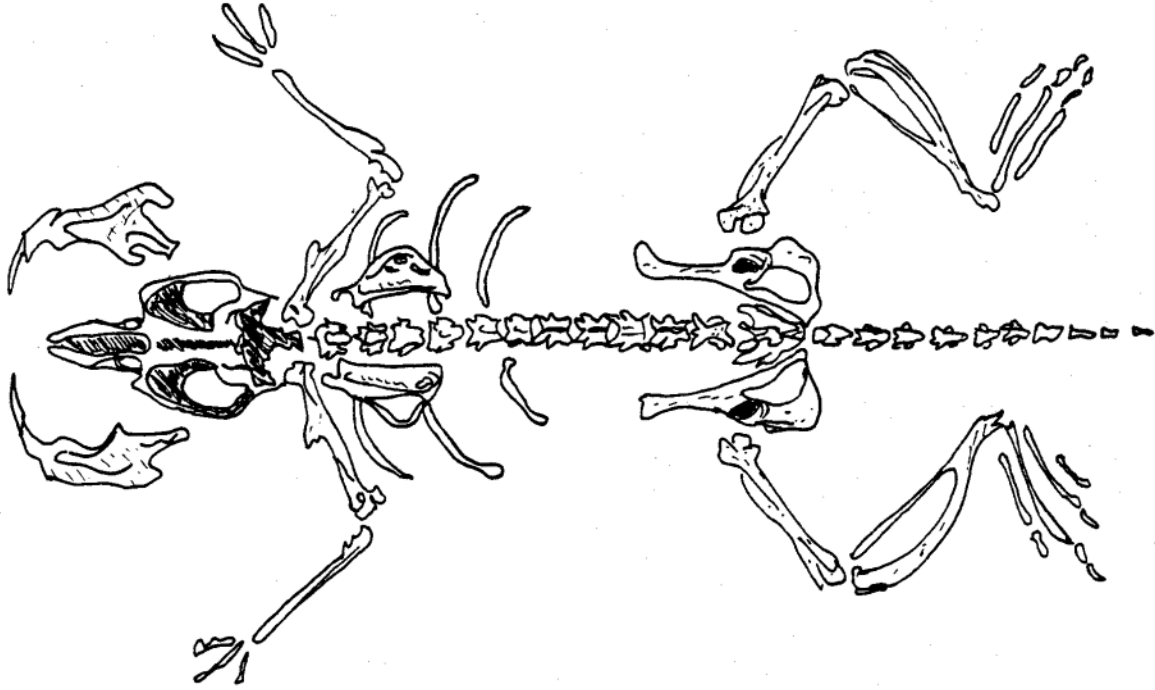
Owl Pellet Skeleton Diagrams

Use these diagrams to aid in reassembling the bones that you discover in your owl pellets.

May be reproduced for classroom use only. Not reproducible for commercial purposes.

© 2005 Nature Watch
(800) 228-5816
www.nature-watch.com

TOP VIEW



SIDE VIEW

