








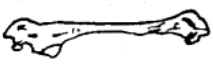




















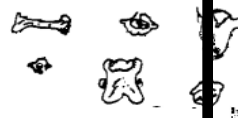






# Owl Pellet Bone Sorting Chart

Use this chart to identify the different types of bones that you discover in your owl pellets.

*May be reproduced for classroom use only. Not reproducible for commercial purposes.*

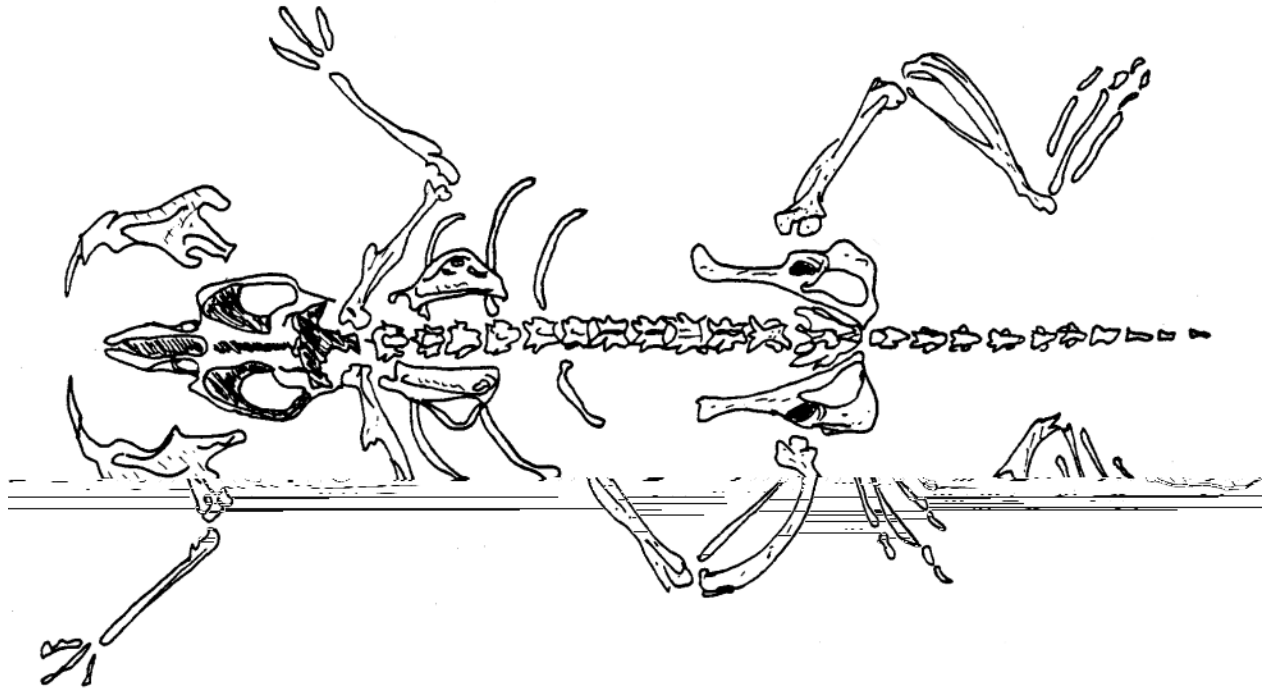
	RODENT	MOLE	SHREW	BIRD
Skull				
Jaw				
Shoulder Blade				
Front Leg				
Hip				
Back Leg				
Rib				
Vertebrae				
Misc. Items	Caterpillar larvae & caterpillar cocoons 		Caterpillar droppings 	

# Owl Pellet Skeleton Diagrams

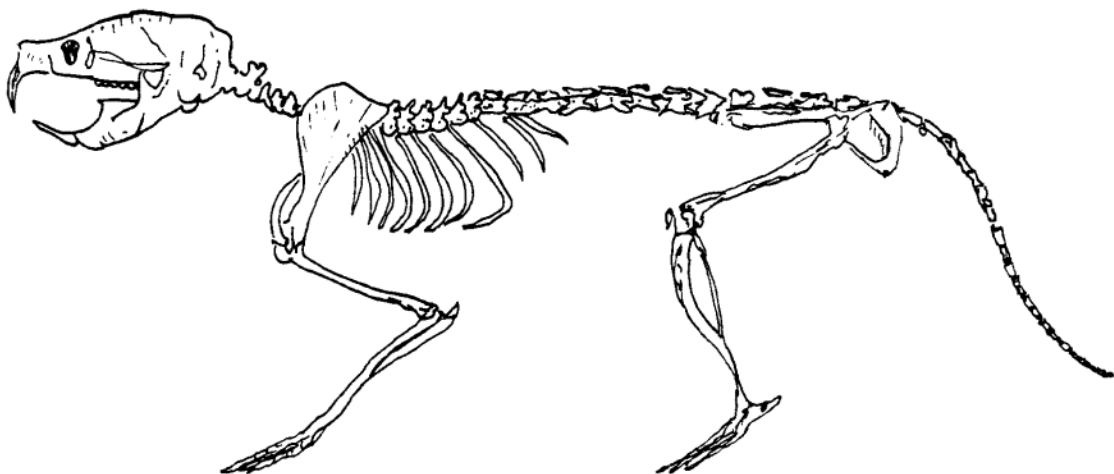
Use these diagrams to aid in reassembling the bones that you discover in your owl pellets.

*May be reproduced for classroom use only. Not reproducible for commercial purposes.*

## TOP VIEW



## SIDE VIEW



8.5 x 11 versions of pages 3 and 4 of this manual are available at:  
<https://www.nature-watch.com/bonechart>